

CANVAS

YOUR VIRTUAL CLASSROOM



MADERA
COMMUNITY
COLLEGE

LOG INTO MY PORTAL To ACCESS CANVAS



Reminder!

To access My Portal, go to www.maderacollege.edu and click "My Portal"

My Portal Login:

Username: 7 digit SCCCD/College ID number

Temporary Password: First letter of first name (UPPERCASE)
First letter of last name (lowercase)

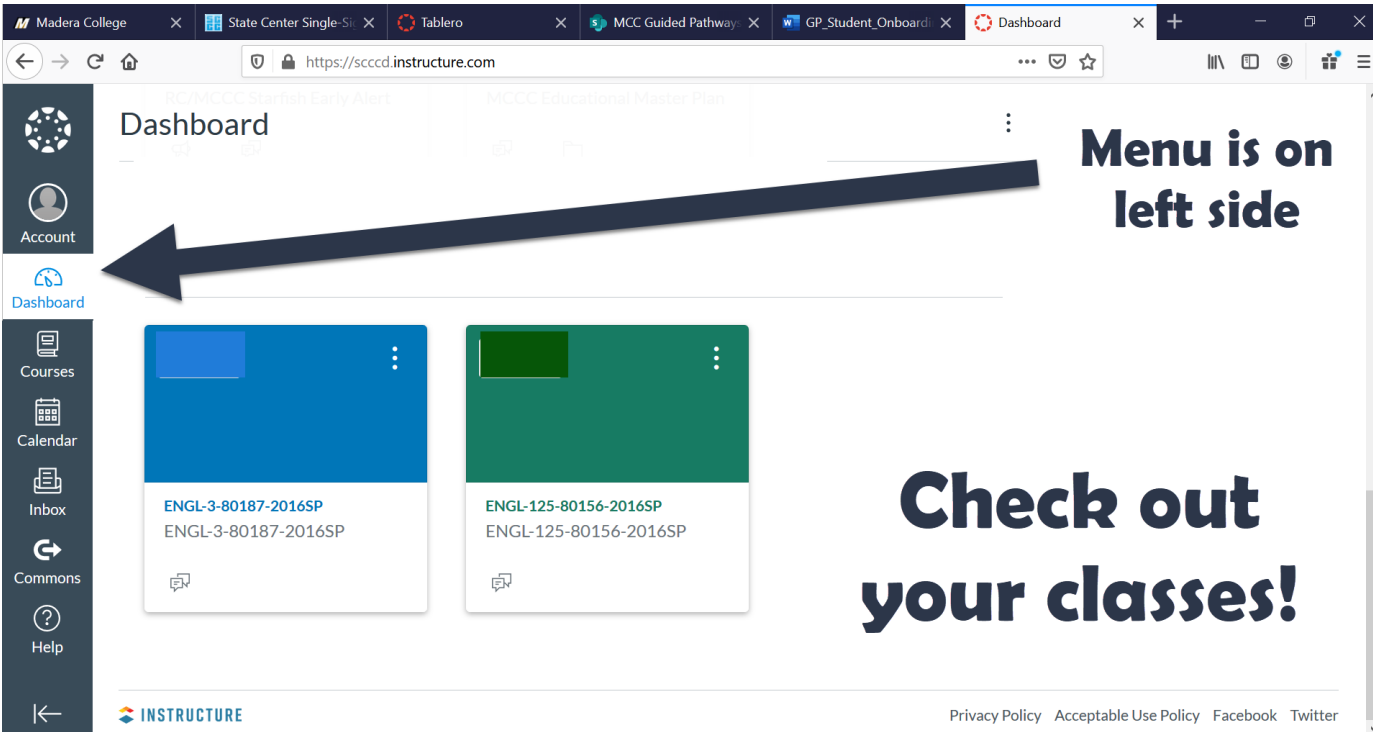
6 digit birthdate: mmddyy

CANVAS IS YOUR VIRTUAL CLASSROOM!

IT'S WHERE YOUR CLASSES ARE!

Find your classes in "Dashboard" or

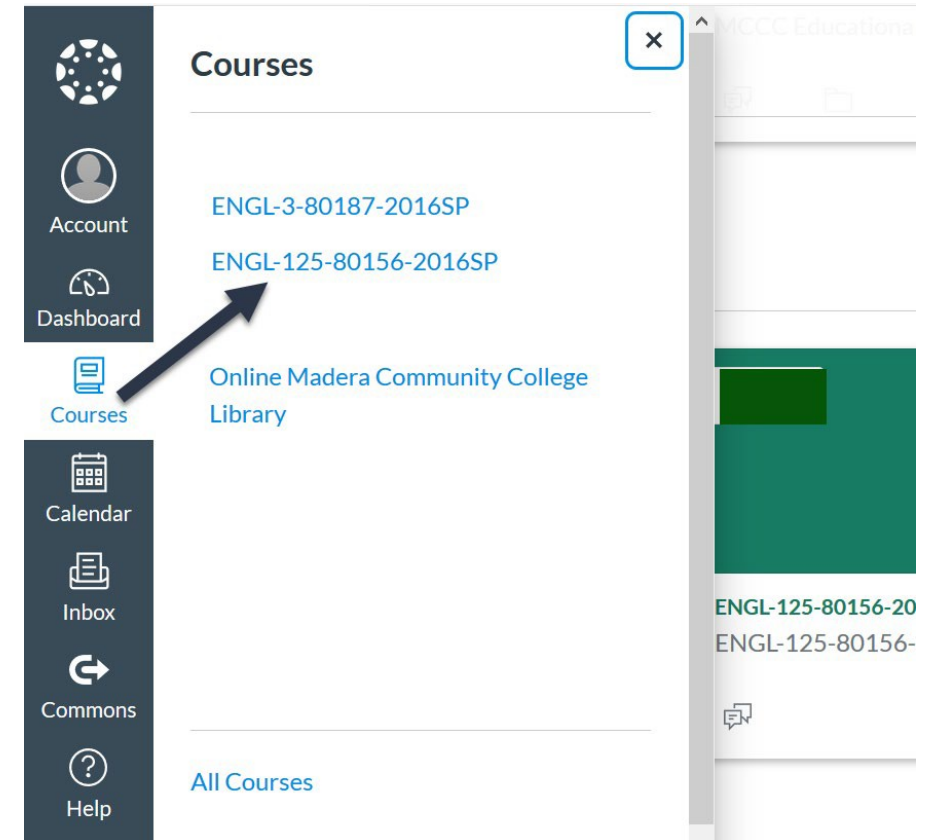
find your classes in "Courses"



The screenshot shows the Canvas Dashboard interface. On the left side, there is a vertical navigation menu with icons for Account, Dashboard, Courses, Calendar, Inbox, Commons, and Help. A large black arrow points from the text "Menu is on left side" to the navigation menu. The main content area displays two course cards: "ENGL-3-80187-2016SP" and "ENGL-125-80156-2016SP". The text "Check out your classes!" is overlaid on the bottom right of the dashboard. The browser tabs at the top include "Madera College", "State Center Single-Si", "Tablero", "MCC Guided Pathway", "GP_Student_Onboard", and "Dashboard".

Menu is on left side

Check out your classes!



The screenshot shows the Canvas Courses interface. On the left side, there is a vertical navigation menu with icons for Account, Dashboard, Courses, Calendar, Inbox, Commons, and Help. A large black arrow points from the text "Courses" to the "Courses" link in the navigation menu. The main content area displays a list of courses: "ENGL-3-80187-2016SP", "ENGL-125-80156-2016SP", and "Online Madera Community College Library". The text "All Courses" is visible at the bottom of the page.

Courses

ENGL-3-80187-2016SP

ENGL-125-80156-2016SP

Online Madera Community College Library

All Courses

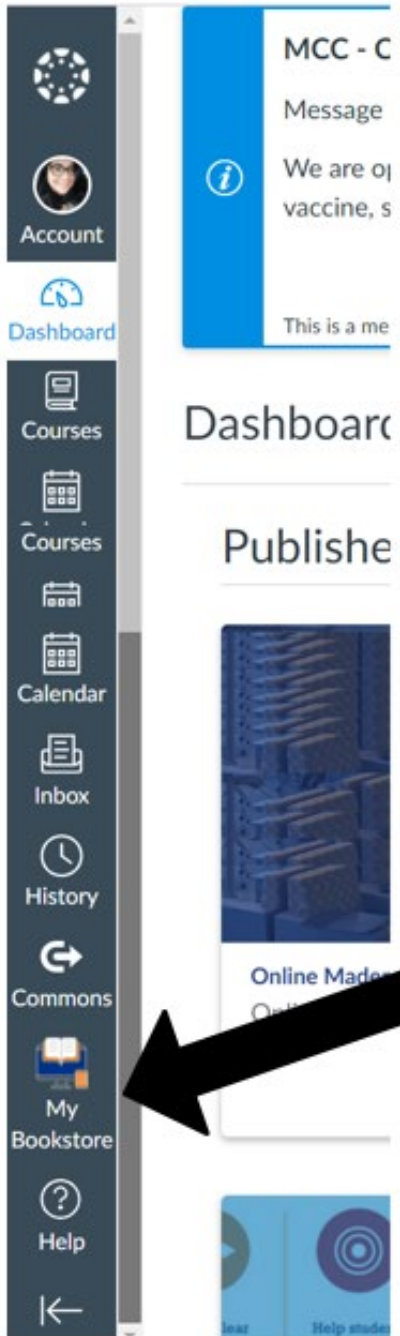
CAMPUS ANNOUNCEMENTS

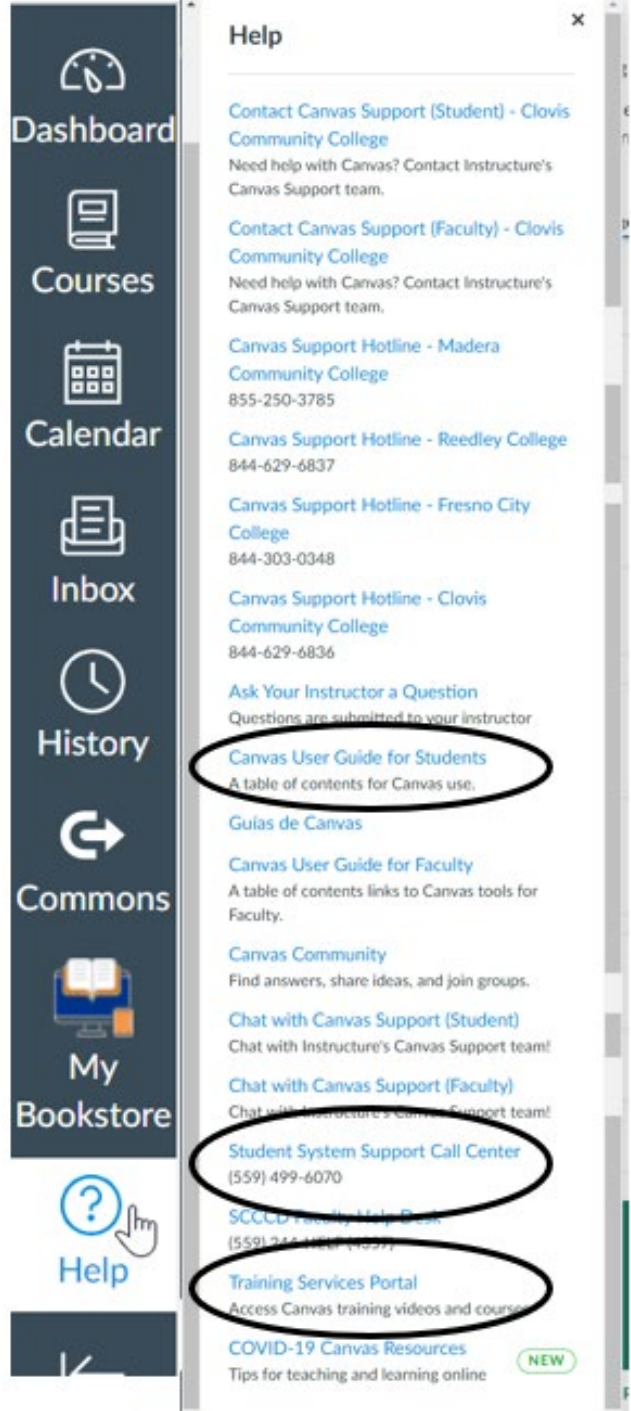
The screenshot displays the top portion of a Canvas LMS dashboard. On the left is a vertical navigation sidebar with icons and labels for Account, Dashboard, Courses, Calendar, Inbox, History, and Commons. The main content area features a blue header bar with a notification titled "MCC - COVID 19 Campus Update". The notification text reads: "Message from the Director of Marketing and Communication. We are opening back up for the fall semester! Please review the [COVID-19 campus update](#) for vaccine, social distancing and mask information." Below the notification is a small text line: "This is a message from Madera Community College". To the right of the notification are sections for "Coming Up" (Nothing for the next week) and "Recent Feedback" (Nothing for now), along with a "View Grades" button. Below the notification bar is the "Dashboard" heading, followed by "Published Courses (7)". Two course cards are visible: "Online Madera Community Colleg..." and "RC Counseling". A large black arrow points from the bottom right towards the notification box.

Campus announcements will appear at the top of your CANVAS page.

CANVAS My Bookstore

Click “My Bookstore” to purchase your textbooks.
Click to view your courses and textbooks required.





CANVAS Support

Need Help?

Check out the “HELP” section for:

Canvas User Guide for Students
Student Support Phone Numbers
Canvas Training Portal
and more ...

For questions about your classes, contact your instructors!