



MADERA
COMMUNITY
COLLEGE

CHANGING YOUR **MY PORTAL** PASSWORD

1. Go to www.maderacollege.edu and click **My Portal**
2. Click 
3. Click **Change Password** at the bottom of the screen then enter the required information and **Submit**




 Sign in with your SCCCDC account




 [Change Password](#)

 [Problem Logging In?](#)



Update Password

 If you forgot your password, use the [Password Reset](#) tool to regain access to your account.

Once successfully updated, click **My Portal** at the bottom of the page and login with your new password.




Update Password

Your password is successfully updated.

MyPortal



 Sign in with your SCCCDC account

Username **7-digit SCCCDC/college ID number**

Password

 Sign in



 Change Password

 Problem Logging In?

QUESTIONS?

SCCCD HELPDESK

For 24/7 assistance call:
559.499.6072 (local) or 844.887.2223 (toll free)

SCCCD SUPPORT CENTER

<https://scccd.edusupportcenter.com>

MADERA COMMUNITY COLLEGE TECHNOLOGY

<https://www.maderacollege.edu/campus-life/technology-help.html>



MADERA
COMMUNITY
COLLEGE